

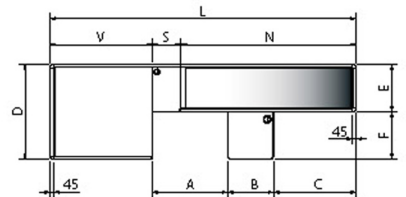
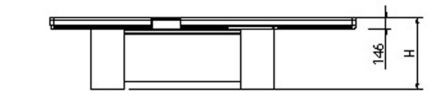


MODELLO

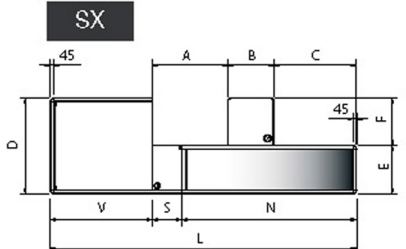
MODEL

NSV - NSV BtB

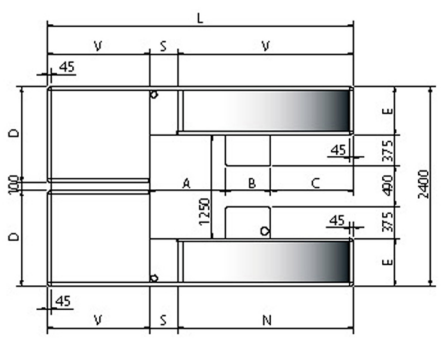
| Modello Model | L (mm) | N (mm) | S (mm) | V (mm) | A (mm) | B (mm) | C (mm) | D (mm) | E (mm) | F (mm) | H (mm) |
|---------------|--------|--------|--------|--------|--------|--------|--------|--------|--------|--------|--------|
| NSV 188 | 1880 | 905 | 350 | 625 | 805 | 405 | 45 | 1150 | 575 | 575 | 870 |
| NSV 208 | 2080 | 905 | 350 | 825 | 805 | 405 | 45 | 1150 | 575 | 575 | 870 |
| NSV 228 | 2280 | 1105 | 350 | 825 | 810 | 550 | 95 | 1150 | 575 | 575 | 870 |
| NSV 248 | 2480 | 1305 | 350 | 825 | 810 | 550 | 295 | 1150 | 575 | 575 | 870 |
| NSV 268 | 2680 | 1305 | 350 | 1025 | 810 | 550 | 295 | 1150 | 575 | 575 | 870 |
| NSV 288 | 2880 | 1505 | 350 | 1025 | 810 | 550 | 495 | 1150 | 575 | 575 | 870 |
| NSV 308 | 3080 | 1705 | 350 | 1025 | 810 | 550 | 695 | 1150 | 575 | 575 | 870 |
| NSV 328 | 3280 | 1750 | 350 | 1225 | 860 | 550 | 645 | 1150 | 575 | 575 | 870 |
| NSV 348 | 3480 | 1905 | 350 | 1225 | 860 | 550 | 845 | 1150 | 575 | 575 | 870 |
| NSV 368 | 3680 | 2105 | 350 | 1225 | 860 | 550 | 1045 | 1150 | 575 | 575 | 870 |



DX



SX



BtB

ACCESSORI

ACCESSORIES

| |
|-----|
| 1A |
| 1B |
| 1C |
| 1D |
| 2A |
| 2B |
| 2C |
| 2D |
| 3 |
| 4A |
| 4B |
| 4C |
| 5 |
| 6 |
| 7 |
| 8 |
| 9 |
| 10 |
| 11 |
| 12A |
| 12B |
| 12C |
| 12D |

| |
|-----|
| 20A |
| 20B |
| 21 |
| 22 |
| 23A |
| 23B |
| 24A |
| 24B |
| 25 |
| 26 |
| 27 |
| 28 |
| 29 |
| 34 |
| 35 |

| |
|---------|
| 40A |
| 40B |
| 41A |
| 41B |
| 41C |
| 41D |
| 41E |
| 41F 75 |
| 41F 150 |
| 42 |
| 43A |
| 43B |
| 43C |
| 43D |
| 44 |
| 45 |
| 46 |
| 47 |
| 48A |
| 48B |
| 48C |
| 48D |
| 49A |
| 49B |
| 50 |
| 51A |
| 51B |
| 52 |
| 53 |